

PART III
VULCAN

& U.S. Influenza Pandemics

U.S. Epidemics and Pandemics 1800-2026 Heliocosm Table

Here in Part 3 of the Pluto-Saturn and Heliocosm presentation we have a tabulation of Heliocosms for the Influenza Epidemics and Pandemics experienced in the United States from 1889 to a future 2026. In the previous Part 2 of this presentation I attempted to make clear the relation and strength of Vulcan to various years via a tabulation of annual Heliocosms in Sun sign and Ascendant sign for Washington D.C. The strength of Vulcan was gauged by the presence during each year of the two signs which Vulcan is said definitely to rule — Taurus and Virgo. Aquarius, ruled by Vulcan on a planetary or hierarchic level, could be added (and perhaps Leo ruled by the Sun). Much more could be added to this in future, particularly the extended tenancy of Mars in particular signs every two years (associated with Retrograde); Mars, the ruler of humanity's animal or mammalian constitution in relation to Vulcan's etheric 'body electric'.

First of note here is that both the 1889 influenza pandemic, the worst on record, and our present 2019-2021 Covid-19 pandemic (along with two "swine" [1976, 2009] and one "avian" flu [1997]) were at Solar Minimum. Almost all other influenza pandemics and epidemics, during the past 130 years at least, seem to concentrate at Solar Maximum. Pigs that fly...

The 20th Century has been one of exceptional stress worldwide. The predominance of influenza epidemics, enhanced by fear and by worry, took place during Maximum solar activity, which could be said to aggravate the stresses already erupting worldwide.

This is the argument for UV radiation weakening or injuring etheric and human mammalian physical vehicles.

I think it reasonable to hypothesize that the present case and that of 1889 took place during periods of great stasis, stultification and yet transition. This seems compatible with Minimum.

Yet perhaps there is an argument for existential angst during turgid periods of governmental indecision, satisfaction with reductionist social valuation, and ensuing social anomie – created by a destruction of all the norms of worklife (human dignity) during the height of both the industrial, and the internet and social networking revolutions.

It is not a coincidence that both periods (1889, 2019) coincided with 'robber baron' eras of extreme disparities in income and social resources — deep selfishness and lightmindedness among the 'Greeds' of all sectors. These are periods of blind arrogation and congestive glut, resulting in clogged social channels and mobility.

The mass *revelation* of injustice by virtue of videocams in recent years, matched with the number of lynchings in the hundreds from 1882 to 1901, reveals a further dimension of extreme selfishness, self satisfaction among the privileged, with mental anxiety and social dis-ease among the public at large in these two periods (1889, 2019) that fosters outbreaks of physical diseases spread by Breathing as Human Beings.

Looking at this metaphorically, Vulcan and the Sun are One — with Mercury (respiratory and nervous systems). Time for Human Unanimity.

Looking at a sign ruled by Vulcan on the soul level, Virgo, we are presented from the point of view of the soul with the choice of War or Vision.

Taurus is thoroughly conditioned by Vulcan and represents the depths of self-confidence and unselfconscious selfishness that must be replaced by enlightened *non-physicalized* spiritual and idealist humanitarian values, norms and attitudes.

Aquarius has the task of pursuing the social redemption of these low notes through its hierarchic ruler.

The Labor of Hercules associated with this sign was a promise of marriage and riches after cleaning out the Augean Stables with a river, only to be substituted with an assurance of being hunted down with a King's death threat. Sounds all too familiar, with Worldly Aspirants grubbing for power they cannot yet handle.

All three signs, however, have a ‘grounded’ aspect on the personality level — physically (Taurus), mentally (Virgo), and socially (Aquarius).

To repeat some salient points.....

In Humanity, Vulcan (via Mercury and Capricorn) impacts mass consciousness, fostering and refashioning human-animal instinct into intellect. Uranus rules disciples through the heart center (Hierarchy) and vivifies the development, transition, and coordination of intellect with intuition.

The solar (Heliocosm) factor ties in with the three planets that the Moon veils — Vulcan, Neptune, and Uranus. As we know, these respectively condition the physical, emotional/psychic, and mental aspects of the integrated personality.
















































Vulcan only has a discernible impact for those on the Path — likewise with the higher aspects of Neptune and Uranus.

The Path begins (in Scorpio) where the path of Aspiration (worldly ambition, or the basic semiconscious integrating spiritual aspiration to establish oneself as a Soul) ends.
































I hope you find this tabulation useful.

PK

1900			21° /										
1901		vs	14°										
1905			♃V-♂ / ♁			♃V / ♁	★R		♃V-♂ / ♀	♄	♄V	♃	MAX 1905
1906			♄V-♂ / ♁		♃V	♃	♃V	♃	♃V-♂ / ♀	♄	♄V	♃	MAX 1905
	<u>♃ ♃♂ stelliums</u>												
1914				♀ ♃ triple conjunction in 2° ♃/♁									[Polio 1916-1955]
1914		vs	♄	♃	♃V	♃	♃	♃	♃	♃	♃	♃	♃
Jan vs													
1918-19	“Spanish” Flu pandemic (1 st peak 10-11 /1918, 2 nd 2-3 /1919) 50-100M die globally (33% of world infected)											MAX 1917	
1917			♃V-♂ / ♁		♃	♃	♃	♃	♃	♃	♃	♃	♃
Mar ♃♄, May-June													
1918													
			♄V-♂ / ♁		♃	♃	♃	♃	♃	♃	♃	♃	♃
1919		♃	♃		♃V	♃	♃	♃	♃	♃	♃	♃	♃
1920		♃	♃		♃V	♃	♃	♃	♃	♃	♃	♃	♃
1921		♄V	26°										[Diphtheria epidemic 1921-25]
1925		—x—		♄V-♂♂♂	♄V	♃	♃	♃	♃	♃	♃	♃	♃
Aug													
1926		♃	♃		♃V	♃	♃	♃	♃	♃	♃	♃	♃
1927		♃	♃		♃	♃	♃	♃	♃	♃	♃	♃	♃
Aug													
1928-29	Flu Pandemic — Dec 1928 rose in Pacific west, Peaked 1/9/29 5-10M deaths globally											MAX 1928	
1928		♄	♄		♄	♄	♄	♄	♄	♄	♄	♄	♄
1929		♃V	♃		♃	♃	♃	♃	♃	♃	♃	♃	♃
1930-33	High per capita influenza deaths in the U.S.												

1933	  $\text{mp} \text{D} \text{V} /$	[1 st discovery of human viral flu transmission] [1 st time all states included in national mortality statistics]	
	<u>♀ ♀♂ stelliums</u>		
1935-37		High per capita influenza deaths in U.S.	MAX 1937
1935	May 		
1936	June 		
1940-41	  $\text{♃} \text{V} 9,12,14^\circ$		
1941-47		Flu Epidemic seasons all deadlier than 1957-58 Pandemic (‘43-45 vaccines ineffective)	
1941, 1944		High per capita influenza deaths in U.S.	
1946	 $\text{♁} / \text{♁}$	 $\text{♃} \text{V} / \text{♁}$	 $\text{R} \text{♁} / \text{♁}$
Nov	 $\text{♃} \text{⊕}$		
1947		<div style="border: 1px solid black; padding: 2px; display: inline-block;">$\text{♀} \text{♃} \text{ conjunction in } 13^\circ \text{♁} / \text{♁}$</div>	
		“Pseudo-epidemic” U.S. in Korea & Japan — ‘FM-1’ strain	MAX 1947
		 $\text{V} \text{♁} / \text{♁}$	
	  $\text{♃} \text{⊕} / \text{♁}$		  $\text{mp} \text{D} \text{V} / \text{♁}$
			
1948	 $\text{V} \text{♁} / \text{mp} \text{D} \text{V}$	 $\text{♁} \text{♁} / \text{II} \text{⊕}$	 $\text{R} \text{♃} / \text{♁}$
Jan	 $\text{♁} / \text{mp} \text{D} \text{V}$		
		[WHO starts surveillance of viral-types at NIMR London]	
1951		Flu Epidemic — UK & Canada deaths exceeded those of 1957 and 1968 Pandemics	
1953		High per capita influenza deaths in U.S.	
1957		“Asian/Singapore” Flu	MAX 1957
		1-4 M die globally (>17% infected) — 116K die in U.S.	
1956	  $\text{mp} \text{D} \text{V} / \text{♁}$	 $\text{♁} \text{mp} \text{D} \text{V} / \text{♁}$	 $\text{R} \text{♃} / \text{♁}$
			
1957	 $\text{♁} / \text{♃} \text{⊕}$	 $\text{mp} \text{D} \text{V} / \text{♁}$	 $\text{♁} / \text{II} \text{⊕}$
			
1958			 $\text{♁} / \text{♃}$
			
		H1N1 — H2N2 antigenic shift to H3N2 recognized reported Feb, HK Apr, Deaths July 1957 to Jan 1958	
		[U.S. begins annual vaccination of the vulnerable]	
1959-60		Flu epidemic nearly as deadly as 68-69 Pandemic	
1961	 $\text{V} \text{♁}$		
1968		“Hong Kong” Flu	MAX 1968
		1-4 M die globally (14% infected) — 100 K die in U.S.	
June	   $\text{mp} \text{D} \text{V} / \text{♁}$	 $\text{♃} \text{♁} / \text{mp} \text{D} \text{V}$	  $/ \text{♃}$
			$\text{♁} \text{♁}$
		new H2N2 – H3N2 — from Vietnam to U.S.	
		13 July 68 to 1969-70 — Peak Dec 1968/Jan 1969	
1969		 $\text{R} \text{♁} / \text{♃}$	$\text{♁} \text{♁}$
	 $\text{♁} / \text{♁}$	  $/ \text{♁}$	 $\text{♁} \text{mp} \text{D} \text{V}$

☿ ♀ ♂ stelliums

1975	 ♀ / ♁			Min 1975
Dec/Jan		 / vs	★ R ♁ ⊕ V / ♁	♁ ♂ V
1976	“Swine” Flu — H1N1		★ R ♁ ⊕ V / ♁	High per capita in U.S. — c. 100K deaths
1976	 ♂ V / ♁ ⊕ V	 ♁ ⊕ / ♁	★ II ⊕ ♁	♁ ♂ V
	August — Legionnaires Disease;			
	Dec — vaccination suspended due to Guillain-Barré Syndrome (muscle weakness as immune system attacks nervous system)			
1977	“Russian” Flu in May		November to January	
	 II ⊕ / II ⊕		★ R ♁ / vs	♁ ♀
1978		 ♁ ♁ / ♁	★ ♁ / ♁	♁ ♀
1980-81	 ♁ 4,8,9°			
	[1980 HIV/AIDS – 1 st U.S. patients]			[1981-91 2 nd Measles wave]
1981	[CDC begins collecting regional reports of flu]			
1982	 ♁ ♁ conjunction in 27° ♁ / ♁			♁ vs
1989				MAX 1989
1996	June 			Min 1996
1997	“Bird” (avian) Flu — H5N1 — 1 st case 1997			
	1.5M chickens slaughtered in China to slow outbreak			
	 vs 29° / ♁	 ♁ ⊕ V ♁ / vs 15°	★ ♁ / II ⊕	♁ ♀
1998			★ R vs 26° / vs	♁ ⊕ V ♁
2000	 ♂ V 22° / ♁ 28°			MAX 2000
	 ♂ V / vs	 ♁ / ♁ ⊕ V	★ II ⊕ / ♁	
2001	 ♁ ♁ opposition in 13° II ⊕ / ♁			
2001	 II ⊕ / ♁ 0°	 ♁ ⊕ II ⊕ / ♁	★ R ♁ / ♁ ⊕	
2002	“SARS” Coronavirus 1 — 2002-2004 — 8437 cases, 873 deaths – ‘contained’			
	 ♁ / ♁	 ♁ - ♂ ♁ / vs	★ vs / vs	II ♁ ⊕ ⊕
			★ R ♁ / ♁	II ♁ ⊕ ⊕
2003	 ♁ 28° / ♁ 24°	 ♁ ♁ ⊕ V / ♁ ⊕	★ ♁ / ♁	♁ V ♁
2004	 ♁ ⊕ V / ♁	 ♁ ⊕ V / ♁	★ R II ⊕ / II ⊕	[virus arrested]
2005	 ♁ / ♁	 ♂ V ♁ / ♁ ⊕ V	★ ♁ / II ⊕	♀ ♁
2006	 ♁ / II ⊕	 ♁ - ♀ / ♁ ⊕ V	★ R vs / ♁ - ♀	♀ ♁
			★ ♁ - ♂ / vs	♁ / ♁ ⊕ V
2007	 vs - ♀ ♀ / ♁	 ♁ vs / II ⊕	★ R ♁ - ♀ ♀ / II ⊕ - ♂	♁ / ♁ ⊕ V

Year	Stelliums	Other Symbols	Planetary Configurations	Flu Seasons	CDC Est. deaths
2008	—x—	☐ ♃/♁	★ ♁-♁ / ♁-♁	♁ ♁	Min 2008
2009	“Swine” Flu — new H1N1 strain — April 2009 start c.60M infected, c.284.5K deaths worldwide — 14K deaths in U.S. [WHO declares emergency 4/17/2009; end 8/10/2010]				
	☼ ♁/♁	—x—	★ R ♁ / ♁-♁	♁ ♁	
☿ ♁♂ stelliums				Flu Seasons	CDC Est. deaths
2010	☼ ♁/♁	■ ♁ ♁ / ♁	★ V♁ / ♁	V♁ ♁	
Dec ♁			★ R ♁ / —	V♁ ♁	37k [2010-11]
2011		☐ ♁ / ♁ V		V♁ ♁	
May ♁ V	☼ ♁ / ♁		★ ♁ / ♁ ♁	♁ ♁	12k [2011-12]
2012	☼ ♁ V / ♁	■ ♁ ♁ ♁ / ♁	★ R ♁ - N ♁ / ♁	♁ ♁	43k deaths
Feb ♁					
2013	☼ ♁ ♁ / ♁ ♁	☐ ♁ / ♁	★ ♁ - ♁♂ / ♁	♁ ♁ V	38k
2014	☼ ♁ 1° / ♁ 9°	■ ♁ ♁ / ♁ ♁	★ R V♁ / V♁	♁ ♁	Solar Max 2014
Apr, Oct, Feb ♁ / ♁			★ ♁ / ♁ ♁	♁ ♁	51k deaths
2015	☼ ♁ ♁ V / V♁	☐ ♁ ♁ / ♁ ♁	★ R ♁ / ♁	♁ ♁	23k
2016	☼ ♁ / ♁	■ ♁ ♁ ♁ / ♁ ♁	★ ♁ ♁ / ♁	♁ ♁ V / ♁	38k
2017	☼ ♁ / ♁	☐ ♁ / ♁	★ R ♁ / ♁	♁ ♁	61k
2018		■ ♁ ♁ / ♁ V	★ V♁ / ♁	♁ ♁	
June ♁	☼ ♁ ♁ / ♁ ♁		★ R ♁ / ♁	♁ V♁	34k [2018-19]
2019	“SARS CO2” aka “Covid-19” Solar Minimum 2019				
Aug ♁ ♁	385K deaths worldwide — 100K+ deaths in U.S. (as of June 1 st 2020)				
2019	☼ V♁ / ♁ V	☐ ♁ ♁ / ♁ ♁	★ ♁ / ♁	♁ V♁	
2020	☿ ♁♂ — all conjunct their planetary South Nodes in V♁ and 2018/21 ★ V♁				
1/12	—x—	☿ ♁ conjunction in 22° V♁ - S ♁ / ♁ V		♁ ♁	
6/3	Signicator & Turning Point for ☿ ♁		★ R ♁ - N ♁ / ♁ ♁		
10/13	Signicator Point	■ ♁ ♁ / ♁ V	♁ ♁ Mars in Aries from July through December		
12/21	△ 0° ♁ / ♁ V - S ♁			♁ ♁	
2021					
1/28	☼ ♁ - S ♁ / ♁ ♁	Auspicious Turning Point		♁ ♁	
3/26	Initiative Turning Point		★ ♁ / V♁ 10° S ♁	♁ ♁	
10/7	Signicator Point		☐ ♁ / ♁ 19° N ♁	♁ ♁	

2022	1/8		★ R vs-S♀ / ♀	II ♀ ⊕	
	3/5	✳ ♀ / ♂V		II ♀ ⊕	
	10/22		★ ♀-N♄ / ♀-S♄	♂V♄	
	Nov ♀ ⊕				
	12/8		■ II ⊕ ♀ ⊕ -NS ♀ / ♀ ⊕ V	♂V♄	
2023	4/11	✳ ♀ / ♀		♂V♄	
	8/13		★ R ♀ / ♀ ⊕ V	♀ ♀	
	11/18		□ ♄ / ♀ ⊕ V	♀ ♀	
2024	5/18	✳ ♂V / ♀ ⊕ V		♀ ♀	[Max 2024]
	6/4		—x— ★ II ⊕ / ♀	♀ ♀	
2025	1/15		■ ♀ vs-NS ♀ / ♀ ⊕ V	♀ ♀ ⊕ V	
	3/22		★ R ♀ / ♀	♀ ♀ ⊕ V	
	6/24	✳ ♀ / ♀ ⊕ V		♀ ♀ ⊕ V	
2026	1/9		□ vs-S♀ / vs-S♄		
	1/6		★ vs / ♀	♀ ♀ ⊕ V	
	7/29	✳ ♀ / ♀ ⊕ V		♀ ♀ ⊕ V	
	10/23		★ R ♄ / ♀	≈ ♀	
2027	2/19		■ ♀ ⊕ V / ♂V-♄	≈ ♀	
	8/11		★ ♀-♀ / ≈	≈ ♀	
	8/31	✳ ♀ ⊕ V-♄ ♀ / ♀		≈ ♀	
2036			♀ ♀ opposition in 18° ≈ ♀ / ♂V	♀ ≈	
2040		△ 17° ♀ / ♂V			
		✳ ♀			
2053			♀ ♀ conjunction in 14° ♀ / ♀	♀ ⊕ V ♀	
2060		△ 0° II ⊕			
		✳ II ⊕			
2069			♀ ♀ opposition in 2° ♀ ♀	♄ ♂V	
2080		△ 11° ≈			
		✳ vs			
2086			♀ ♀ conjunction in ♀ / II ⊕	♂V♄	